

LED HIGH BAY



SERIE PL-950



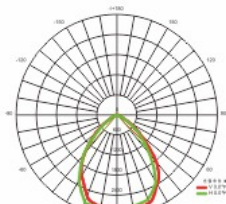
Feature

- Shape design with limitation of fluid dynamics concept, simple and easy-replaceable, self-clean design guarantee the LED light clean.
- Shape with dust free design, good for heat radiation.
- Convectional design, good for heat radiation.
- Portable junction box, easy to install and maintain.
- Surface with black anodized treatment result in better heat ability.

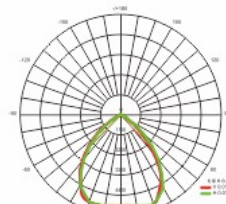
Application

Factory/Stadium/Landscape/Supermarket

Light Distribution Curve

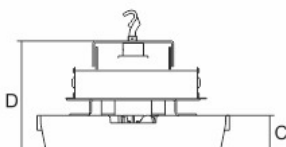
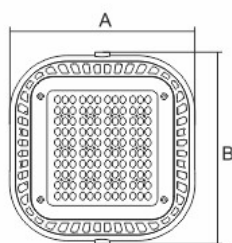


平均光束角 (50%) : 85.0度
40W-60W-80W



平均光束角 (50%) : 87.1度
120W-150W

Product dimension



A250*B260*C50*D151mm 40W-60W-80W
A380*B370*C50*D151mm 120W-150W

Technical indicators	PL-950-40	PL-950-60	PL-950-80	PL-950-120	PL-950-150
Rated Power	40W	60W	80W	120W	150W
The Input Voltage	180-240V	180-240V	180-240V	180-240V	180-240V
Power factor	≥0.95	≥0.95	≥0.95	≥0.95	≥0.95
Light angle	90° 90°	90° 90°	90° 90°	90° 90°	90° 90°
Color Temperature	3000- 6000K	3000- 6000K	3000- 6000K	3000- 6000K	3000- 6000K
The Color Index	70	70	70	70	70
Efficiency	80lm/W	80lm/W	80lm/W	80lm/W	80lm/W
Working Temperature	- 20~65°C	- 20~65°C	- 20~65°C	- 20~65°C	- 20~65°C
Protection Grade	IP65	IP65	IP65	IP65	IP65

Dimensions and photos are only referential and can be modified.

Product Warranty: 02 Years with commercial invoice.

Made in China

